


















Pump

 PUMP		 PUMP	50
PUMP RUN			232
PUMP RAISE		PUMP LOWER	233
WATER PUMP ON		WATER PUMP OFF	472
 PUMP		REVERSE	491
WATER 		VACUUM 	484
CONV. 		PUMP 	691
HYD ON		HYD OFF	752
PUMP PRESS		PUMP VAC	886
SPRAY		SWEEP	907
GATE 1 CLOSED		GATE 1 OPEN	909
GATE 2 CLOSED		GATE 2 OPEN	910
SCRAPER GATE CLOSED		SCRAPER GATE OPEN	911
SCRAPER UP		SCRAPER DOWN	912
LEFT WING IN		LEFT WING OUT	913
RIGHT WING IN		RIGHT WING OUT	914
 D S		D 	920
 D S		D 	921

 P S		P 	922
 P S		P 	923
POSITION 2		E-STOP	953
POSITION 3		PULSE	954
POSITION 4		WATER	955
DRAIN  OPEN		DRAIN  CLOSED	722